

GIZMO'S

BUMBLE JUMBLE

Help "Bee Gizmo" unscramble these words.

A GIANT ADVENTURE

LOGITAH

ADVID

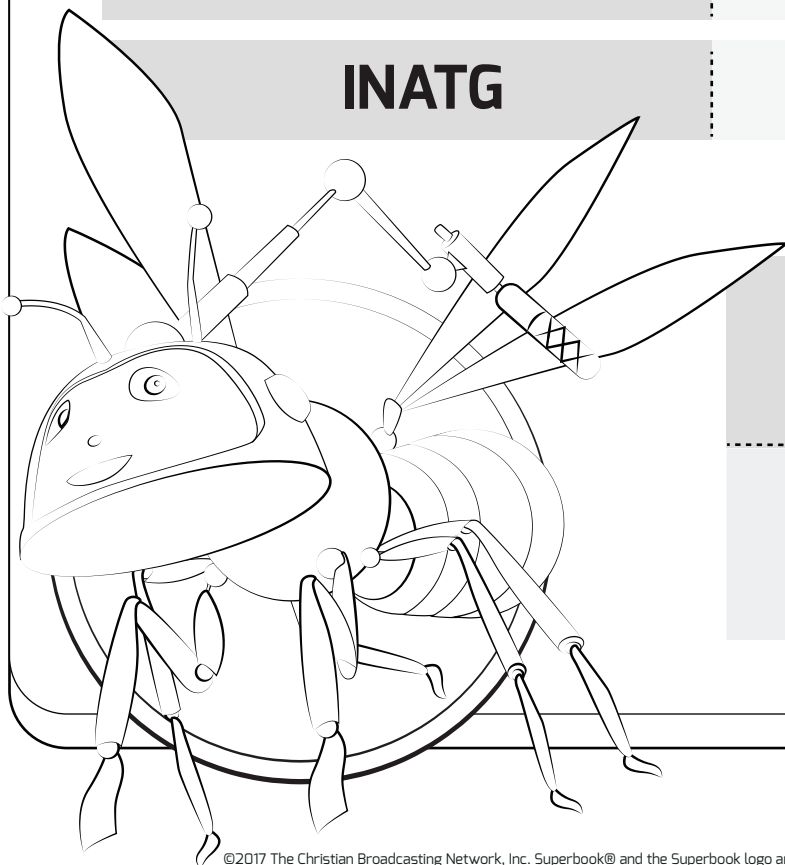
LNIGS HOST

PHESE

INATG


BONUS BUMBLE

DINANTOE






 **FINISH**

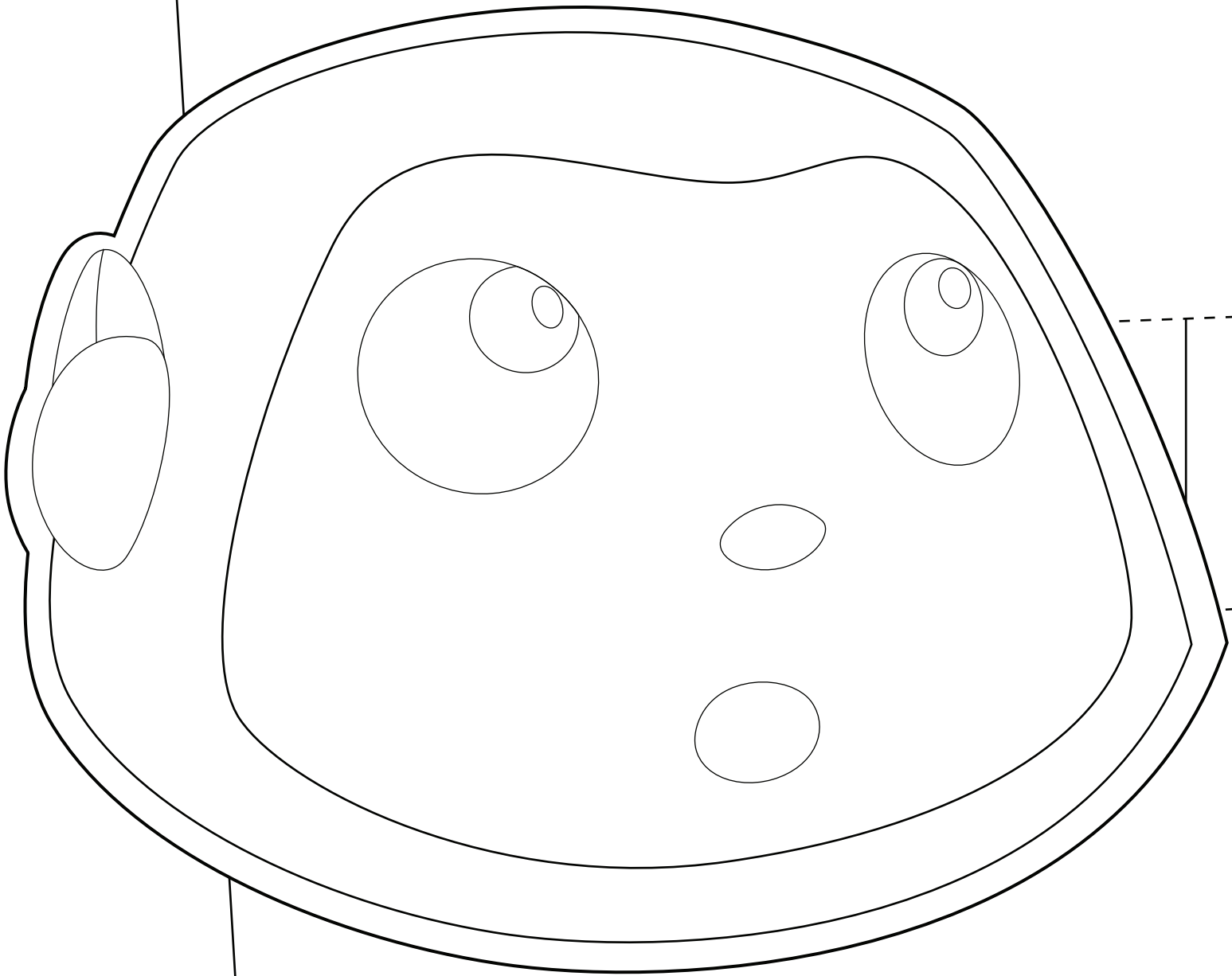


START




Help David find stones for his slingshot.

A GIANT ADVENTURE



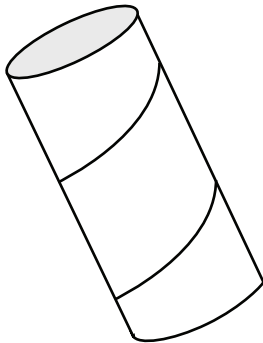
STEM ACTIVITY

WHAT YOU NEED



COTTON BALLS

You can also use crafting Pom-Poms.




TOILET PAPER TUBE

... or you can cut a paper towel roll in half.

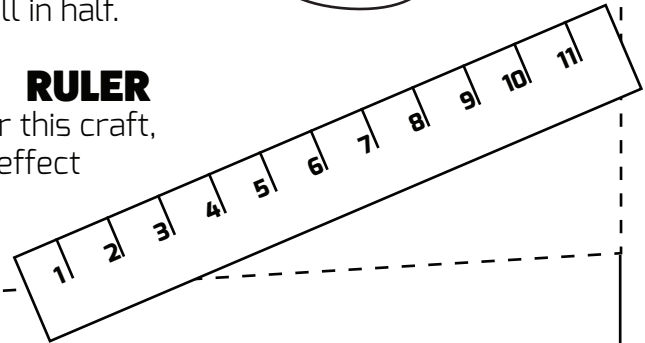
SMALL CUP

Try to find one that will fit well on a ruler.



RULER

We'll use a 12 inch ruler for this craft, but you can duplicate this effect with a yard stick.



DIRECTIONS

STEP 1

Shape the toilet paper tube into a triangular prism –this will be your fulcrum

STEP 2

Tape the small cups to the ends of the ruler. Then balance the center (6 inch line) of the ruler on top of the fulcrum

STEP 3

See how many pom-poms it takes to balance the two sides. After this, move one side of the scale further away from the center than the other, then try to balance the scale using the pom-poms. Repeat.

Notice how a small amount of weight can lift a larger amount if the ruler is placed a certain way. This is a physics tool called the lever and fulcrum.

