

GIZMO'S

BUMBLE JUMBLE

Help "Bee Gizmo" unscramble these words.

REVELATION

SUJES

NGELAS

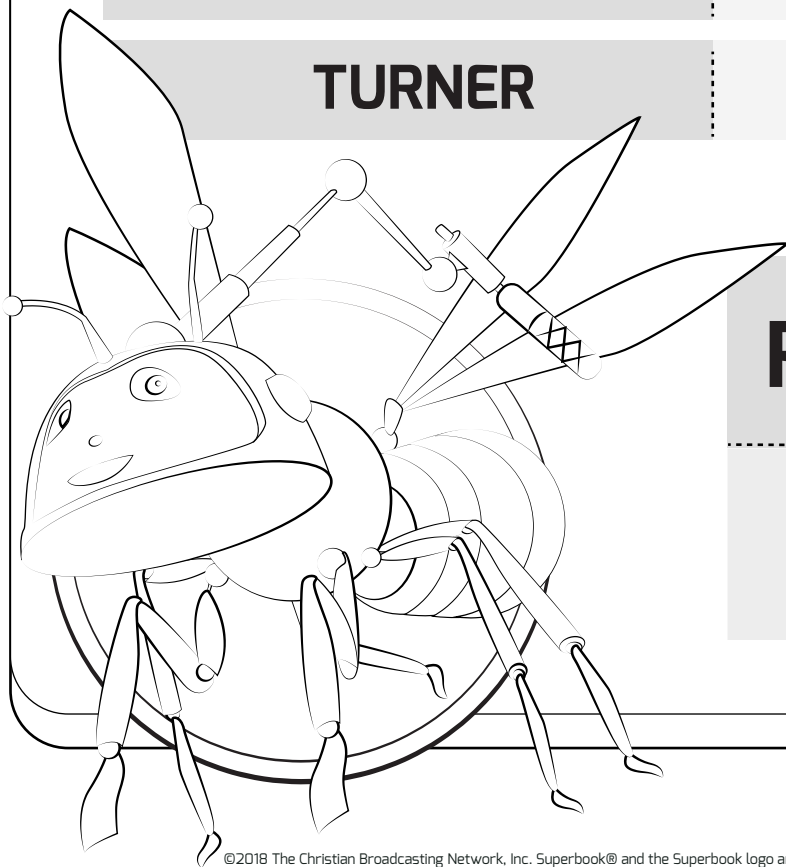
EVAHEN


RDOL


TURNER

BONUS BUMBLE

ROFEGINESSV

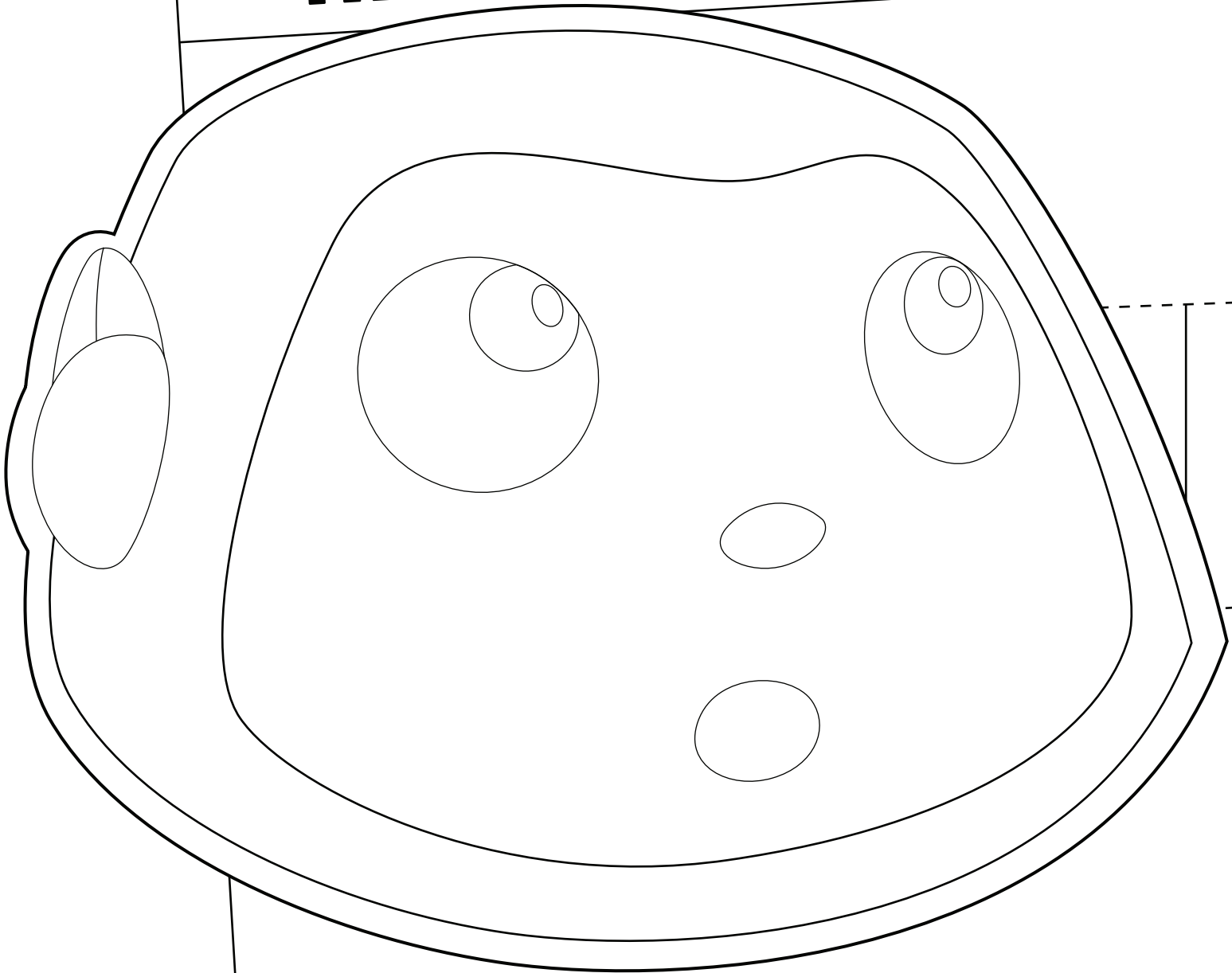







REVELATION

THE FINAL BATTLE



STEM ACTIVITY

WHAT YOU NEED

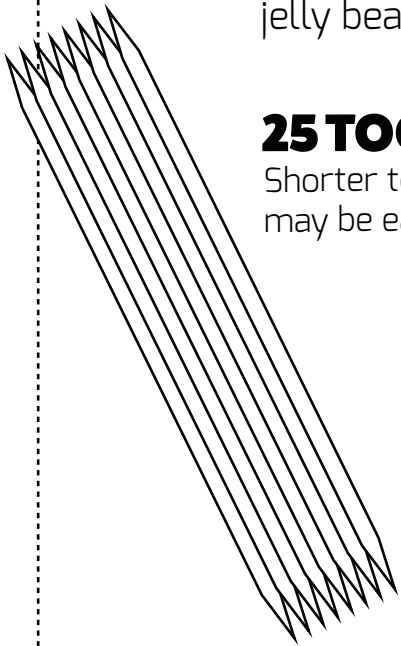


11 GUMDROPS

... or you can use jelly beans.

25 TOOTHPICKS

Shorter toothpicks may be easier to use.



DIRECTIONS

STEP 1

Connect five toothpicks with the gumdrops to form a flat pentagon (five-pointed) shape.

STEP 2

Push two more toothpicks into each gumdrop, arranging the new toothpicks so that they are pointing up.

STEP 3

Using five new gumdrops, attach them to the top of the toothpicks to form triangles. You should end up with five triangles standing up this way.

STEP 4

Attach a toothpick between the top points of the triangles you just made, connecting the triangles to create another pentagon shape at the top of the dome.

STEP 5

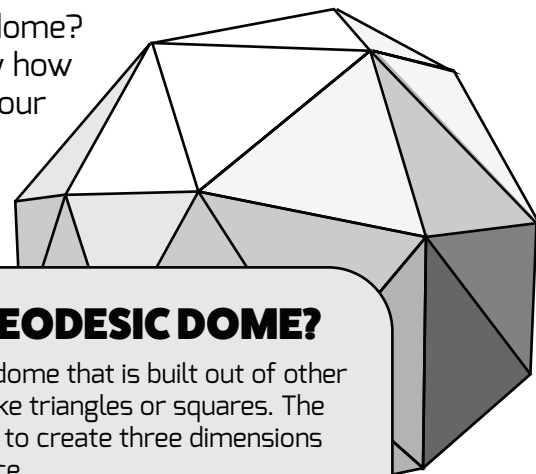
Now, use five more toothpicks and poke one into each of the five gumdrops that make up the top pentagon. Connect all five toothpicks into a single gumdrop in the middle, and at the top, of the dome. The geodesic dome is complete!

STEP 6

Gently press down on the top of your geodesic dome, if it does not break, try carefully pressing down on it a little more.

STEP 7

How strong is your dome? Are you surprised by how well it can support your hand as it presses down on the dome?



WHAT IS A GEODESIC DOME?

A geodesic dome is a dome that is built out of other geometrical shapes, like triangles or squares. The shapes work together to create three dimensions and a round appearance.